

2046E/C116

020460116

1/4" 1/2"

116

















453x375x90 mm

1/4"

	C900	○	4-4,5-5-5,5-6-7-8-9-10-11-12-13-14 mm
	C900L	○	6-7-8-9-10-11-12-13 mm
	900E/55	⊗	
	C900/25		
	C900/20		50 mm
	C900/20L		100 mm
	C900/30		150 mm
	C900/42		115 mm

1/2"

	C920A	○	10-11-12-13-14-15-16-17-18-19-20-21-22-24-27-30-32 mm
	C920L	○	14-15-17-19-22 mm
	C956C	○	16 mm (5/8") - 21 mm (13/16")
	920E/55	⊗	
	C920/25		
	C920/21		125 mm
	C920/22		250 mm
	C910/16F	□ 3/8" - ■ 1/2"	
	C895/6F	□ 1/2" - ◇ 5/16"	

	C900AD	10 1/4"
	892/0	● 1/4" - ■ 1/4"
	861PH	⊕ 10 PH1-PH2
	861PZ	⊕ 10 PZ1-PZ2
	861PE	○ 10 3-4-5-6 mm
	861LP	● 10 0,6x4-0,8x5,5-1,2x6,5 mm
	861TX	⊗ 10 T10-T15-T20-T25-T27-T30
	C866LP	● 10 1,6x8-1,6x10-2,0x12 mm
	C866PH	⊕ 10 PH3-PH4
	C866PZ	⊕ 10 PZ3-PZ4
	866PE	○ 10 7-8-10-12-14 mm
	866TX	⊗ 10 T40-T45-T50-T55-T60-T70
	42C	⊗ 7-8-9-10-11-12-13-14-15-16-17-18-19 mm
	96/SC9	○ 1,5-2-2,5-3-4-5-6-8-10 mm